

FLEXIVISION® 100
REVOLUTIONIZING VISUAL
INSPECTIONS





Watch the product video.
Just scan QR Code or watch at:
schoelly.de/fv100



Detect smallest defects reliably -
with the inspection system **FLEXIVISION**® 100.

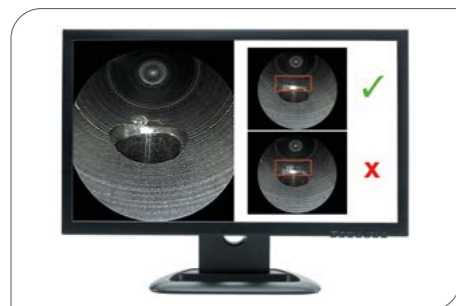
FLEXIVISION® 100 FOR HIGHEST DEMANDS IN QUALITY ASSURANCE.

PREMIUM FULL HD IMAGE QUALITY

With high resolution 1920 x 1080 pixel image rendering, every surface structure inspected with a borescope is sharp, high in contrast and true to its color on the monitor.

SPLIT SCREEN

With the Split Screen function, a static image can be shown on the monitor next to the live image of the inspection. In addition, the image is stored on the USB stick of the FlexiVision 100. It is possible, for example, to store reference images of the component, which can be used as comparisons.



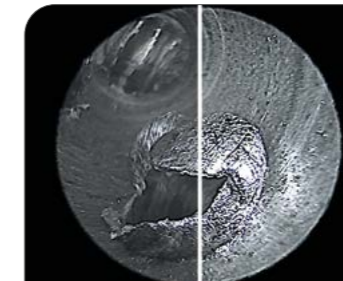
The inspection on the left, the reference image on the right

DOCUMENTATION

For improved traceability and to document inspection results, the inspection images can be saved directly onto a USB stick.

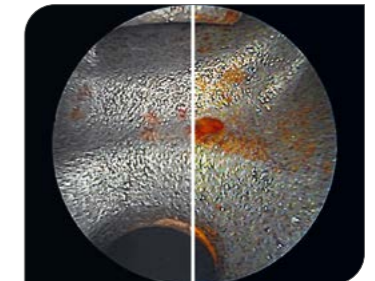
CLEAR DEFECT IDENTIFICATION

The use of video algorithms means defects can be identified more quickly and clearly. The algorithms can be selected and they visually point out surface abnormalities that need closer examination.



Original

With video algorithm
„Edge Enhancement“



Original

With video algorithm
„Selective Color Enhancement“



Watch the video on Youtube

Videoalgorithm Selective Color Enhancement



ONE BASE UNIT - NUMEROUS POSSIBILITIES

The FlexiVision 100 can be combined with the connection devices or FlexiScope 3 camera hand-piece and the HD camera head.



Watch the video on Youtube

Setting up operation FlexiVision 100

EXCELLENCE INSIDE



HD CAMERA HEAD

Combined with an HD-capable borescope, the HD camera head produces brilliant inspection results. All borecopes and fiberscopes with a DIN ocular can be connected. An external light source supplies optimal lighting for the inspection object.

BENEFITS

- Brilliant inspection results in HD quality when combined with HD-capable borescopes
- All borecopes and fiberscopes with a DIN ocular can be connected
- Existing borescopes can still be used
- Simple operation using the function buttons on the camera head
- Ready-to-use in no time thanks to the ability to pre-set the camera base unit for different borescope types



FLEXISCOPE® 3 CAMERA HANDPIECE

The FlexiScope 3 camera handpiece is characterized by its easy-to-use and ergonomic shape. It also takes advantage of the benefits of the FlexiScope probe concept with the variety of quickly interchangeable probes. All FlexiScope 2 and 3 probes can be connected to the FlexiScope 3 camera handpiece.

BENEFITS

- Plug & Play: easy probe exchange with quick coupling mechanism, ideal for variable inspection tasks
- Existing FlexiScope 2 probes can still be used
- Diverse range of probes as well as customer-specific probes possible
- Ideal for applications in the diameter range ≤ 4 mm
- LED technology integrated in handpiece, so no separate light source necessary
- Handy design for precise, delicate control during the inspection
- Low follow-up costs when changing to new applications as all that needs to be bought are probes



SCHÖLLY FIBEROPTIC GMBH

Robert-Bosch-Strasse 1-3
79211 Denzlingen
Germany

Phone: +49 7666 908-0

info@schoelly.de
www.schoelly.de

America

SCHOELLY USA INC.
Northborough, MA

info@schoelly-usa.com
www.schoelly-usa.com

SCHOELLY LATIN AMERICA LTDA.

Belo Horizonte, Brazil

info@schoelly-latinamerica.com
www.schoelly-latinamerica.com

Asia

SCHOELLY CORPORATION
Saitama City, Japan

info@schoelly-japan.com
www.schoelly-japan.com

**SCHOELLY VISUALIZATION
TECHNOLOGIES CO. LTD.**

Guangzhou, China

info@schoelly-china.com
www.schoelly-china.com

Europe

SCHOELLY OPTIX OOD
Panagyurishte, Bulgaria

info@schoelly-optix.com
www.schoelly-optix.com